


**PILASTRO**

**Versions/surfaces:**

Front, body and add-on elements: Basic paint finish (PG 1), Accent paint finish (PG 2)  
 Inside surfaces of cupboard: light grey melamine  
 Coat rail: .94 brushed stainless steel; hook: metal with stainless steel surface colour

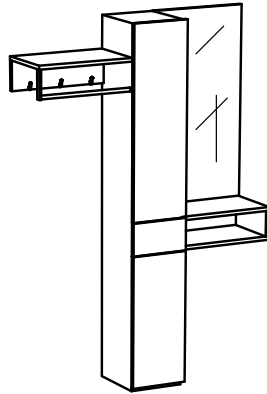
Specimen combination: Basic paint finish (PG 1), no internal fittings

1



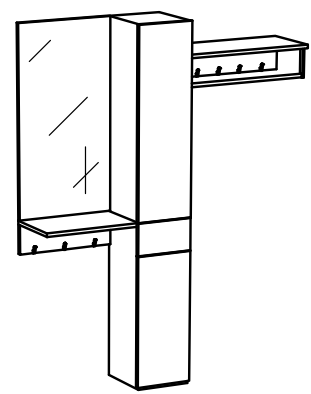
W 112,0  
 H 122,5  
 D 33,5

2



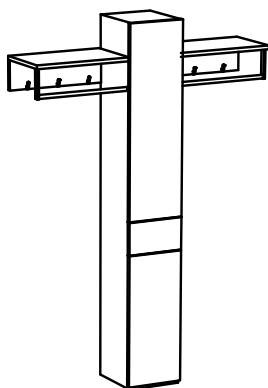
W 138,0  
 H 197,0  
 D 36,0

3




W 156,0  
 H 197,0  
 D 36,0

4




W 138,0  
 H 197,0  
 D 36,0

5



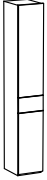
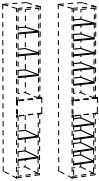
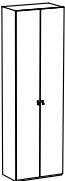
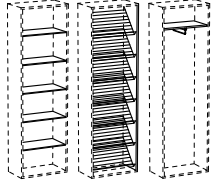
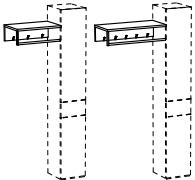
W 160,0  
 H 197,0  
 D 36,0

6

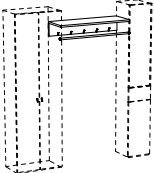
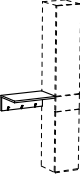
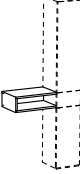
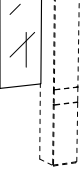




W 190,0  
 H 197,0  
 D 36,0

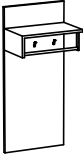
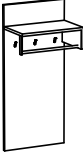
**PILASTRO**

Type	Dimensions	Version / description	Order No.
<b>Cupboard</b> 	W 31,5	Basic paint finish (PG 1)	3600.__
	H 197,0	Accent paint finish (PG 2)	3600.__
	D 36,0	Cupboard acts as a basis for add-on functional elements; 2 doors, 1 drawer. Can be used for shoes (11 pairs) or other items	
	(body: W 29.8 cm)		
<b>Order interior fittings separately. State side on which door is to be hinged</b>			
<b>Loose shelf</b> 	W 26,0	5 loose shelves, light grey melamine	3601.
	D 32,0		
	W 26,0	9 loose shelves, light grey melamine (if used as a shoe cupboard)	3602.
	D 32,0		
<b>Cupboard</b> 	W 60,5	Basic paint finish (PG 1)	3610.__
	H 197,0	Accent paint finish (PG 2)	3610.__
	D 36,0	Cupboard as a basis for add-on functional elements; 2 doors	
<b>Order interior fittings separately</b>			
<b>Interior fittings</b> 	W 56,7	5 loose shelves, light grey melamine	3611.
	D 31,5		
	W 56,7	7 shoe racks, polished chrome	3612.
	D 31,5		
	W 56,7	Shelf with coat rail	3613.
	D 31,5	Light grey melamine	
<b>Add-on coat-stand element - fixed width -</b> 	W 54,0	Basic group (PG 1) with 3 coat hooks	3603.__
	H 18,0	Accent group (PG 2) with 3 coat hooks	3603.__
	D 34,0		
	W 72,0	Basic group (PG 1) with 5 coat hooks	3604.__
	H 18,0	Accent group (PG 2) with 5 coat hooks	3604.__
	D 34,0		
Add-on element for cupboard 3600/3610, at left or right, with coat rail, hooks and hat shelf <b>Can be mounted at left or right of cupboard. State when ordering</b>			
<b>Add-on coat-stand element - can be shortened -</b>	W 100,0	Basic paint finish (PG 1)	3615.__
	H 18,0	Accent paint finish (PG 2)	3615.__
	D 34,0	for cupboard 3600/3610, at left or right. Coat rail, hooks and hat shelf. Can be shortened to required length at no extra charge; incl. support bracket for wall at opposite end from cupboard <b>Can be mounted at left or right of cupboard. State when ordering</b>	

**PILASTRO**

Type	Dimensions	Version / description	Order No.
<b>Intermediate coat-stand element - can be shortened -</b>	W 98,0	Basic paint finish (PG 1)	3616.___
	H 18,0	Accent paint finish (PG 2)	3616.___
	D 34,0	Add-on element, coat rail, hooks and hat shelf Can be shortened to required size at no extra charge	
<b>Console</b>	W 54,0	Basic paint finish (PG 1)	3605.___
	H 18,0	Accent paint finish (PG 2)	3605.___
	D 34,0	Console, for attachment to cupboard 3600 with 3 hooks for bags or children's jackets	
		<b>Can be mounted at left or right of cupboard. State when ordering</b>	
<b>Console for casket</b>	W 54,0	Basic paint finish (PG 1)	3606.___
	H 18,0	Accent paint finish (PG 2)	3606.___
	D 34,0	Add-on open box-pattern console for cupboard 3600/3610	
		<b>Can be mounted at left or right of cupboard. State when ordering</b>	
<b>Mirror</b>	W 54,0	Basic paint finish (PG 1)	3607.___
	H 104,5	Accent paint finish (PG 2)	3607.___
	D 2,0	Wall mirror for installation above the add-on consoles on cupboard 3600/3610 Crystal-glass mirror on painted backing panel	
		<b>Can be mounted at left or right of cupboard. State when ordering</b>	
<b>Mirror panel</b>	W 56,0	Basic paint finish (PG 1)	3617.___
	H 122,5	Accent paint finish (PG 2)	3617.___
	D 33,5	Panel with mirror, shelf and 3 bag hooks, angled at left	
		<b>When ordering, state:</b> Installation at left or right, as cupboard or panel (with connecting fitting)	
<b>Mirror panel</b>	W 56,0	Basic paint finish (PG 1)	3618.___
	H 122,5	Accent paint finish (PG 2)	3618.___
	D 33,5	Panel with mirror, shelf and 3 bag hooks, angled at right	
		<b>When ordering, state:</b> Installation at left or right, as cupboard or panel (with connecting fitting)	

**PILASTRO**

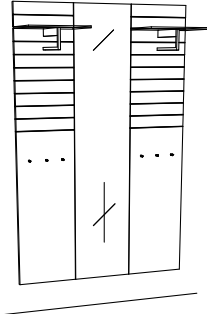


Type	Dimensions	Version / description	Order No.
<b>Coat-stand panel</b> 	W 56,0	Basic paint finish (PG 1)	3620.___
	H 122,5 D 33,5	Accent paint finish (PG 2)	3620.___
		Panel with hat shelf, coat rail and 3 coat hooks, angled at left	
		<b>When ordering, state:</b> Installation at left or right, as cupboard or panel (with connecting fitting)	
<b>Coat-stand panel</b> 	W 56,0	Basic paint finish (PG 1)	3619.___
	H 122,5 D 33,5	Accent paint finish (PG 2)	3619.___
		Panel with hat shelf, coat rail and 3 coat hooks, angled at right	
		<b>When ordering, state:</b> Installation at left or right, as cupboard or panel (with connecting fitting)	

**SIRIUS**

**Versions/surfaces:**

Chests, coat stand panels, coat stand elements, mirror frames, cupboards: Basic (PG 1), Accent (PG 2) or High-gloss (PG 3) paint finishes: chests with High-gloss (PG 3) paint finish have satin matt paint finish inside  
 Mounting frames, coat rails: .94 stainless steel; shoe-shelves: powder-coated matt silver-aluminium finish  
 Loose shelves: Basic paint finish (PG 1), Accent paint finish (PG 2); compartment open at side also in High-gloss paint finish (PG 3)

Specimen combinations: Basic paint finish (PG 1)

<p>1</p> 	<p>2</p> 	<p>3</p> 
<p>W 120,0 H 200,0 D 34,0</p>	<p>W 100,0 H 200,0 D 40,0</p>	<p>W 80,0 H 200,0 D 40,0</p>